

GILDED BALLOON THE WEE ROOM



SEATING

- The Wee Room has 6 rows of seating on the floor with a total of **50 seats**.

STAGE

- The performance area is trapezoidal in shape; approximately 5m wide; the upstage edge is 3m wide. The stage is 2m deep and is covered by black dance floor
- The stage is raised 300mm above floor level
- There is limited backstage space at the rear and sides of the stage, however this is also used as storage space so the actual usable space varies year to year

MASKING

- Black box with SL and SR splits for entrances.
- Limited SL and SR wing space, no crossover.

SUSPENSION

- Front of house bar is supported from the floor to the ceiling with compression poles
- Hanging position is approximately **3000mm** from the floor
- Side and rear bars are formed of a freestanding scaffolding structure **2840mm** from the floor

- There are no overhead bars above the stage and due to the nature of the scaffolding structure, it is not possible to add any
- There are no flying facilities

LIGHTING

- The control position for both lighting and sound is located at the rear of the venue house left
- It is possible for one person to operate both sound and lighting

Equipment

CONTROL	::	::	::	Zero88 Jester 12/24
DIMMING	::	::	::	6 x 10Amp (2 free channels in standard rig)
Max power supply loading	::			3kW

- A general cover of warm (*L206*) and cold (*L202*) light is provided to cover the performance area.
- A centre stage spot is provided, focused with a semi-hard edge to provide light for a single performer
- There are 2 Red/Green/Blue LED fixtures at the sides of the stage which can be used to mix most colours

This general cover cannot be refocused or recoloured in any way

- Additional lanterns can be rigged as company specials, but due to rigging, power and weight limitations, and any rigged equipment must be approved for use before arrival.
- Cabling for any extra kit must be provided to reach the dimmers or stage boxes (please get in touch to discuss prior to arrival).
- All dimming channels run on 15A round pin connectors
- Blackout is acceptable, 'full' blackout is not possible due to emergency lighting regulations.

We recommend the use of our supplier to hire any additional equipment. If the hire is arranged before the deadline (usually in mid-July – the Production Team will advise you on this closer to the time) it may be sent with our main hire, saving you transportation costs.

We will not hire company specials on your behalf. We can assist in sourcing extra kit, however it is up to you to finalise the hire with our supplier and arrange payment.

You may source extras from elsewhere, but all electrical equipment must be PAT tested (in the last 12 months). Paperwork to prove this will be required. We reserve the right to refuse the use of any equipment, which is deemed unsafe.

The above information is subject to change - for the most current plans and specifications, to discuss company specials or for any other Lighting related queries please get in touch with the Head of Lighting: lighting@gildedballoon.co.uk

SOUND

- The control position for both lighting and sound is located at the rear of the venue house left
- One operator is able to operate both sound and lighting

Equipment

CONTROL	Soundcraft E8 8+2 Mixing Console
AMPLIFICATION	1 x d&b Audiotechnik D12 Stereo Amplifier 2 x d&b Audiotechnik E6 Loudspeaker
PLAYBACK	1 x Tascam CD-500b Pro CD Player
MICROPHONES & STANDS	2 x MTR3 DI Box 1 x Orbital PC DI Box 3 x Sure SM58 Dynamic Cardioid Microphone

CABLING	3 x K+M 210/9 Tall Black Mic Stand with Boom 1 x Stereo MiniJack to XLR
---------	--

We provide an audio system of good, even coverage sufficiently powerful to satisfy most productions. If you feel that you have specific requirements regarding the sound system, please be in touch with our head of sound at: sound@gildedballoon.co.uk

Please Note: Prior to your arrival, a professional audio engineer tunes the audio rig in each venue. This system cannot be refocused or amended in any way.

Radio Microphones

Gilded Balloon does not provide radio microphones. You are welcome to supply your own, providing you have the appropriate licenses.

We recommend the use of our supplier to hire any additional equipment. If the hire is arranged before the deadline (usually in mid-July – the Production Team will advise you on this closer to the time) it may be sent with our main hire, saving you transportation costs.

We will not hire company specials on your behalf. We can assist in sourcing extra kit, however it is up to you to finalise the hire with our supplier and arrange payment.

You may source extras from elsewhere, but all electrical equipment must be PAT tested (in the last 12 months). Paperwork to prove this will be required. We reserve the right to refuse the use of any equipment, which is deemed unsafe.

- In the United Kingdom, there are two legal mix frequencies for Radio Microphones; 38 and 70
- If your radio microphone does not fall into one of these two channels, you will not be allowed to use it
- If your radio microphone is on channel 38, you will be required to provide a copy of your license prior to use.

If you need to purchase a radio microphone licence for the duration of the festival please contact the Head of Sound at sound@gildedballoon.co.uk who will be able to help you through the process.

The standard venue audio rig cannot be refocused or amended in any way.

Sound Insulation & Sound Bleed

As this venue is not adjacent to any other venue, sound bleed from within the building is minimal. We do monitor sound levels and may require limitation to the volume of a show if necessary.

Gilded Balloon is surrounded by other venues, which all run programming concurrently to our own. We work with all of the venues in and around Bristo Square to limit the amount of sound bleed.

We encourage any production having issues with sound bleed to get in touch immediately.

The above information is subject to change - for the most current plans and specifications, to discuss company needs, radio microphones or for any other Sound related queries please get in touch with the Head of Sound: sound@gildedballoon.co.uk

PROJECTION

- Projection is not recommended in this venue – please get in touch for more information

DRESSING ROOM & STORAGE

- There is no dressing room for this space

- The only storage area is in the backstage space at the rear of the stage
- It is not possible to provide storage space in other parts of the building
- All set items must easily pass through a standard door.

ACCESS

THE WEE ROOM is located at:

Gilded Balloon
Teviot Row House
13 Bristo Square
Edinburgh
EH8 9AJ

Teviot Row House is vehicle accessible via Charles Street Lane via Crichton Street

Entry for loading is best from the front of the building and through a standard sized door. The Wee Room is on the main level of the building

There is no parking at Teviot Row House

STAFF

- One technician is assigned to the venue. They will oversee all technical rehearsals and turnarounds.
- It is your responsibility to provide sufficient staff to help with your turnaround.
- If you require a GB technician to operate lighting and/or sound a charge will be levied (see below).
- Companies are welcome to bring their own technicians, but you must ensure that person is suitably technically competent to operate the venue equipment.
- GB technicians are happy to assist during the technical rehearsals, but should additional assistance be required once the run has begun, show call rates will be charged.

Full Show Rate:

GB Technician operates Sound/LX or carries out Stage Management Duties/is required to stay for the duration of the show

£20 per performance per technician + VAT

Lights up/down rate:

Set show lighting state/mic & mic stand etc. The venue technician may leave the space during the show if deemed appropriate.

£15.00 per performance per technician + VAT

SECURITY

Please remember that this is a festival environment. We cannot accept any responsibility for any items lost or stolen within the building. We work hard to ensure the venues are safe and recommend the following:

- That you do not leave any valuable personal items in the venue
- That you take any valuable items away with you every day
- That electronics should not be left in the venue, unless they are wired into our system for your production

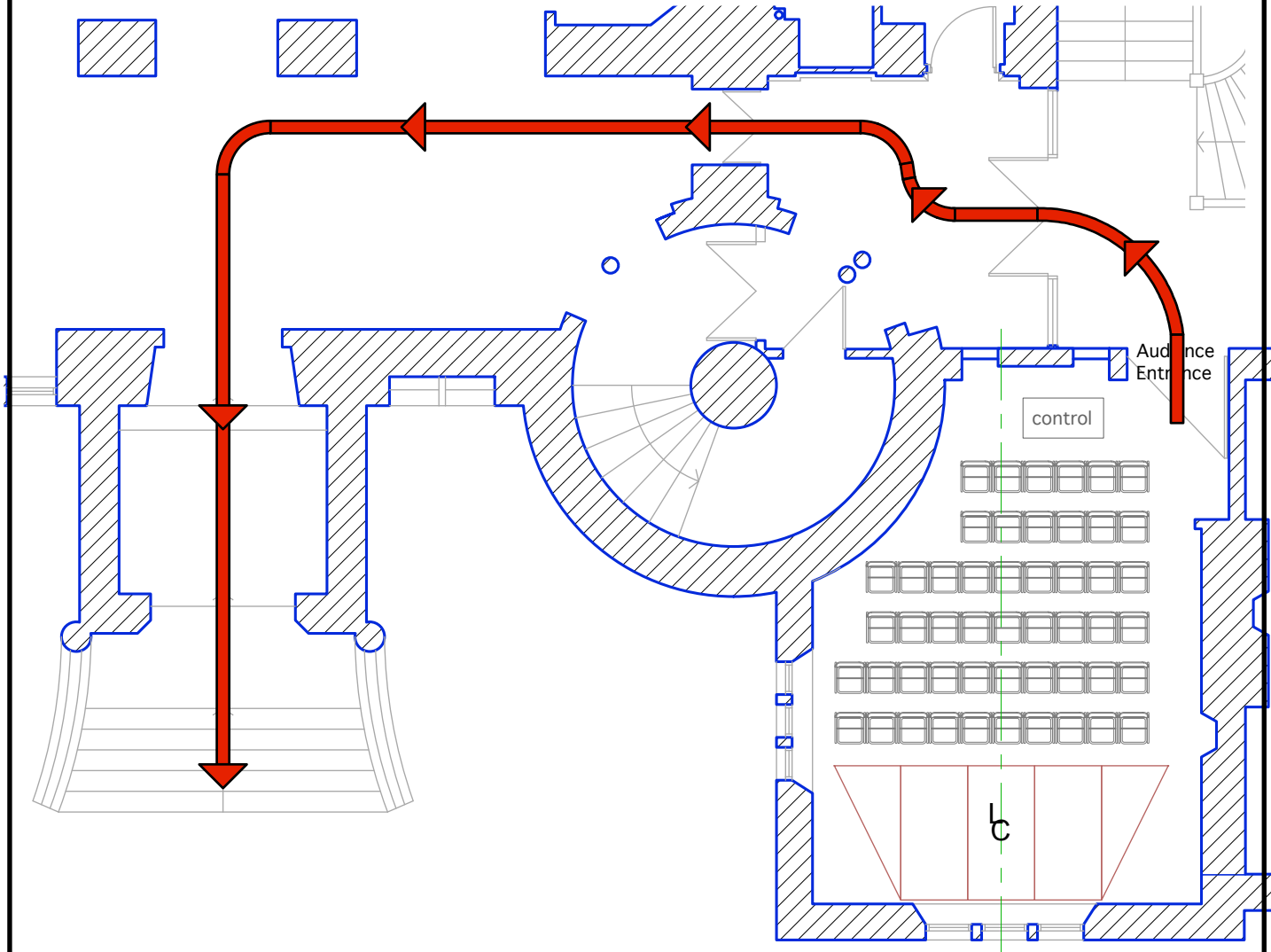
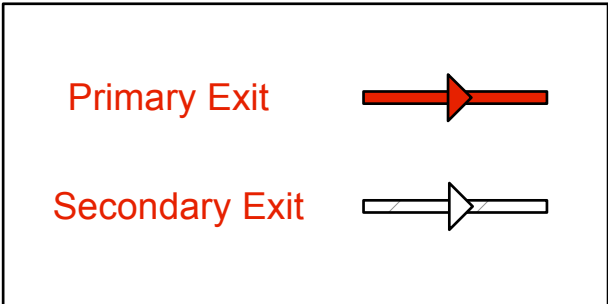
IMPORTANT INFORMATION

- There are no wardrobe or laundry facilities at Gilded Balloon
- Additional staff or items of equipment, which we are requested to provide will be charged to the company
- You will be assigned technical time prior to your first performance. This is the time for you to load your set and props into the venue and to re-tech your show. This time is also for the venue technician to learn the requirements of your production. Please note, we are unable to facilitate dress rehearsals.
- You will need to allow sufficient time to plan your changeover and organise set storage.
- Please note that your changeover time is shared with the shows before and after your own and includes the time it takes for your audience to be seated before, and clear after the show.
- All use of naked flames, smoke, haze, strobe, laser or pyrotechnic effects must be cleared with management. Smoking is not permitted in any venues, on or offstage.

- Risk assessments must be completed by all companies even if there are no perceived risks – these go on file for the duration of the festival and are a legal requirement.
- At the end of the festival, please arrange for removal or disposal of your set and any unused publicity material. Companies, who do not comply, will be charged for the cost of disposal. The base charge for disposal is £200.00 but may be increased.
- Please note, all GB venues are temporary performance spaces; all measurements and quantities quoted in the above specification are approximate and may be subject to change.

For the most current plans and specifications or to discuss any other queries please get in touch with the production team: production@gildedballoon.co.uk

EMERGENCY EXIT ROUTE



Artistic Director:
KAREN KOREN

Production Manager:
SIOBHAN BRIGGS

Production Coordinator:
EMILY BULL

Head of Lighting:
DANIEL CUNNINGHAM

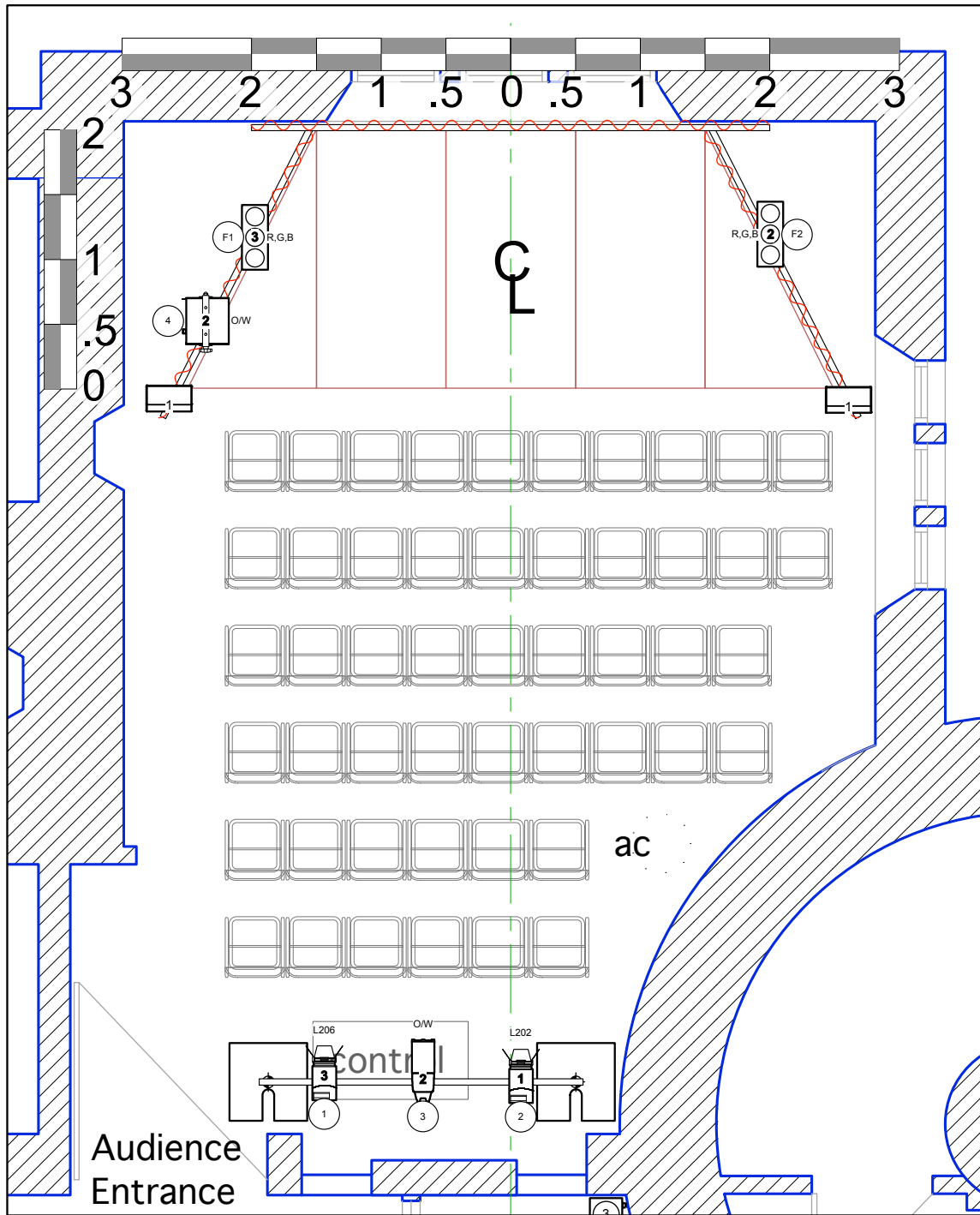
Head of Sound:
EANNA WHELAN

The Wee Room 2016

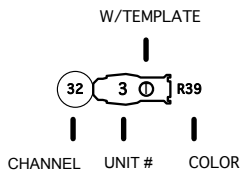
Drawing By: EB
Date: MAY 2016
Scale: 1:100
Drawing Name: EVACUATION PLAN

Drawing No. #
of 1











Key:



Legend

-  **ETC S4-Jr Zoom 25°-50°**
-  **Minulette Fresnel**
-  **Strand Coda 500/1**
-  **BB4 LED Washlight**
-  **Barn Door**
-  **D&B Audio E3**

50 Seats in Venue

Artistic Director:
KAREN KOREN

Production Manager:
STOBHAN BRIGGS

Production Coordinator:
EMILY BULL

Head of Lighting:
DANIEL CUNNINGHAM

Head of Sound:
EANNA WHELAN

The Wee Room

2016

Drawing By: EB
Date: MAY 2016
Scale: 1:50
Drawing Name: GB [TEVIOT]

Drawing No. **1**
of 1



The Edinburgh Festival
fringe

THE EDINBURGH FESTIVAL FRINGE 2016

GILDED BALLOON VENUE SCHEDULE
Page 1 of 1



GILDED BALLOON [Teviot].lw5
MAY 2016

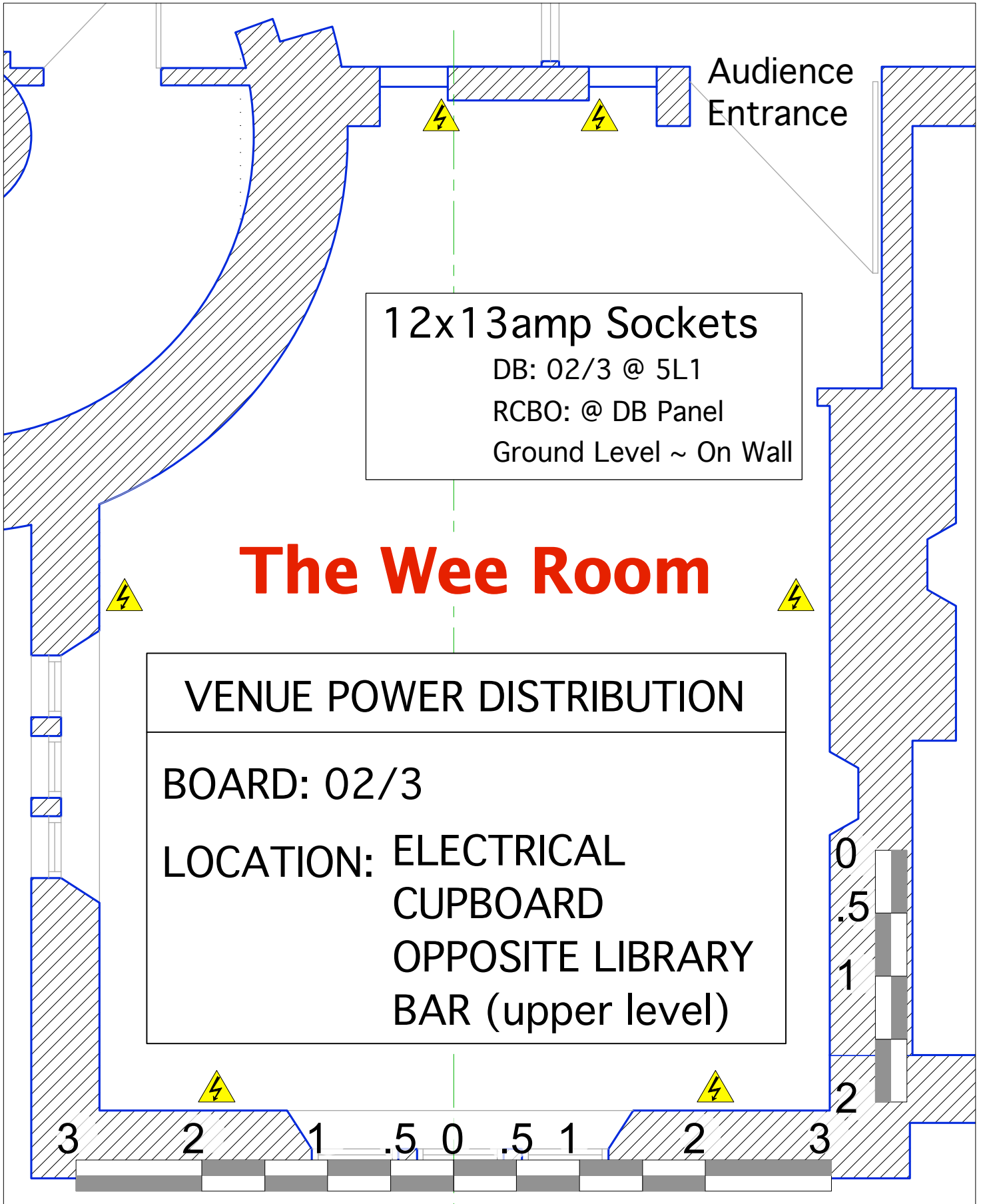
TEVIOT ROW HOUSE
13 BRISTO SQUARE, EDINBURGH, EH89AJ
REV 3 : 2016 FRINGE : MAY 2016

ARTISTIC DIRECTOR: KAREN KOREN
PRODUCTION MANAGER: SIOBHAN BRIGGS
PRODUCTION@GILDEDBALLOON.CO.UK

Position	Unit#	Chan	DMX	Purpose	Inst Type	Watt	Access	Color	Gobo
Wee Room									
Wee Room FOH Pipe	1	(2)	2	Cool Front Fill	Strand Quartet Fresnel	2kw		L202	
"	2	(3)	3	Front Spot	ETC S4-Jr Zoom 25-50	575w		O/W	
"	3	(1)	1	Warm Front Fill	Strand Quartet Fresnel	2kw		L206	

Wee Room SL Pipe	1			Sound	D&B Audiotechnik E3	10w		N/A	
"	2	(F2)	251	Side Fill Color Wash <	iPix BB4 LED Wash	60w		R, G, B	
Wee Room SR Pipe	1			Sound	D&B Audiotechnik E3	10w		N/A	

"	2	(4)	4	House Lights	Strand Coda 500/1	500w		O/W	
"	3	(F1)	201	Side Fill Color Wash >	iPix BB4 LED Wash	60w		R, G, B	
Wee Room Sound/Light Lock				Temp. Emergency Exit Fitting	Maintained Bulkhead Fitting	12w		N/A	



Audience Entrance

12x13amp Sockets
DB: 02/3 @ 5L1
RCBO: @ DB Panel
Ground Level ~ On Wall

The Wee Room

VENUE POWER DISTRIBUTION
BOARD: 02/3
LOCATION: ELECTRICAL CUPBOARD
OPPOSITE LIBRARY BAR (upper level)

